

2022-23 Texas Academic Performance Report (TAPR)

District Name: HURST-EULESS-BEDFORD ISD

Campus Name: VIRIDIAN EL

Campus Number: 220916125

This page is intentionally blank.

Texas Education Agency
 2022-23 STAAR Performance (TAPR)
 VIRIDIAN EL (220916125) - HURST-EULESS-BEDFORD ISD - TARRANT COUNTY

	School Year	State	District	Campus	African American	Hispanic	White	American Indian	Asian	Pacific Islander	Two or More Races	Special Ed (Current)	Special Ed (Former)	Continuously Enrolled	Non-Continuously Enrolled	Econ Disadv	EB EL (Current & Monitored)
STAAR Performance Rates by Tested Grade, Subject, and Performance Level																	
Grade 3 Reading																	
At Approaches Grade Level or Above	2023	76%	83%	94%	96%	87%	95%										

Texas Education Agency
2022-23 STAAR Performance (TAPR)
VIRIDIAN EL (220916125) - HURST-EULESS-BEDFORD ISD - TARRANT COUNTY

School Year	State	District	Campus	African American	Hispanic	White	American Indian	Asian	Pacific Islander	Two or More Races	Special Ed (Current)	Special Ed (Former)				
-------------	-------	----------	--------	------------------	----------	-------	-----------------	-------	------------------	-------------------	----------------------	---------------------	--	--	--	--



2022
2022

Texas Education Agency
2022-23 STAAR Performance (TAPR)
VIRIDIAN EL (220916125) - HURST-EULESS-BEDFORD ISD - TARRANT COUNTY

	School Year	State	District	Campus	African American	Hispanic	White	American Indian	Asian	Pacific Islander	Two or More Races	Special Ed (Current)	Special Ed (Former)	Continuously Enrolled	Non-Continuously Enrolled	Econ Disadv	EB EL (Current & Monitored)
At Masters Grade Level	2023	18%	31%	36%	20%	30%	38%	-	52%	-	23%	13%	*	35%	37%	35%	53%
	2022	21%	36%	46%	40%	36%	48%	-	55%	-	50%	13%	*	46%	47%	60%	53%

STAAR Performance Rates by Enrolled Grade at Meets Grade Level or Above

3rd Graders																		
Reading and Mathematics		2023	37%	46%	69%	60%	57%	74%	-	85%	*	89%	60%	*	75%	54%	43%	63%
2022	2022	36%	49%	76%	56%	58%	89%											

2022
2022

2022
2022

6.3
2022

2022
2022

2022

Texas Education Agency
2022-23 Progress (TAPR)
VIRIDIAN EL (220916125) - HURST-EULESS-BEDFORD ISD - TARRANT COUNTY

	School Year	State	District	Campus	African American	Hispanic	White	American Indian	Asian	Pacific Islander	Two or More Races	Special Ed (Current)	Special Ed (Former)	Continuously Enrolled	Non-Continuously Enrolled	Econ Disadv	EB/EL (Current & Monitored)
School Progress - Annual Growth by Grade and Subject																	
Grade 4 ELA/Reading	2023	55%	57%	83%	85%	83%	69%	-	88%	*	*	75%	*	85%	78%	84%	93%
Grade 4 Mathematics	2023	63%	70%	86%	85%	77%	89%	-	92%	*	80%	69%	*	86%	86%	92%	93%
Grade 5 ELA/Reading	2023	65%	75%	82%	100%	80%	81%	-	78%	-	81%	63%	*	82%	81%	68%	75%
Grade 5 Mathematics	2023	71%	77%	77%	63%	75%	63%	-	89%	-	85%	69%	*	75%	81%	74%	88%
Grade 6 ELA/Reading	2023	51%	72%	80%	90%	67%	74%	-	91%	-	70%	*	*	81%	79%	87%	73%
Grade 6 Mathematics	2023	54%	77%	87%	80%	100%	76%	-	91%	-	90%	*	*	85%	93%	93%	81%
All Grades Both Subjects	2023	64%	73%	83%	84%	80%	75%	-	89%	*	83%	68%	88%	83%	82%	84%	84%
All Grades ELA/Reading	2023	63%	71%	82%	90%	79%	75%	-	86%	*	82%	73%	100%	83%	79%	80%	81%
All Grades Mathematics	2023	66%	76%	83%	79%	81%	76%	-	91%	*	85%	63%	75%	82%	85%	87%	88%
School Progress - Accelerated Learning by Grade and Subject																	
Grade 4 ELA/Reading	2023	33%	36%	*	*	*	-	-	-	-	-	*	-	*	-	-	*
Grade 4 Mathematics	2023	27%	30%	71%	*	*	*	-	*	-	-	*	-	60%	*	*	*
Grade 5 ELA/Reading	2023	37%	48%	*	-	-	-	-	*	-	-	*	-	*	*	-	*
Grade 5 Mathematics	2023	48%	55%	*	-	-	*	-	*	-	-	*	-	*	*	-	*
Grade 6 ELA/Reading	2023	26%	49%	83%	*	-	*										

Texas Education Agency
 2022-23 Bilingual Education/English as a Second Language (Current EB Students/EL) (TAPR)
 VIRIDIAN EL (220916125) - HURST-EULESS-BEDFORD ISD - TARRANT COUNTY

	School Year	State	District	Campus	Total Bilingual Education	BE-Trans Early Exit	BE-Trans Late Exit	BE-Dual Two-Way	BE-Dual One-Way	ALP								
--	-------------	-------	----------	--------	---------------------------	---------------------	--------------------	-----------------	-----------------	-----	--	--	--	--	--	--	--	--

Texas Education Agency
 2022-23 STAAR Participation (TAPR)
 VIRIDIAN EL (220916125) - HURST-EULESS-BEDFORD ISD - TARRANT COUNTY

	State	District	Campus	African American	Hispanic	White	American Indian	Asian	Pacific Islander	Two or More Races	Special Ed (Current)	Special Ed (Former)	Continuously Enrolled	Non-Continuously Enrolled	Econ Disadv	EB EL (Current & Monitored)
Not Included in Accountability: Other Exclusions	1%	0%	0%	0%	0%	0%	-	0%	-	0%	0%	*	0%	0%	0%	0%
Not Tested	2%	1%	0%	0%	0%	0%	-	0%	-	0%	0%	*	0%	0%	0%	0%
Absent	1%	1%	0%	0%	0%	0%	-	0%	-	0%	0%	*	0%	0%	0%	0%
Other	0%	1%	0%	0%	0%	0%	-	0%	-	0%	0%	*	0%	0%	0%	0%

*




Texas Education Agency
 2022-23 Attendance, Graduation, and Dropout Rates (TAPR)
 VIRIDIAN EL (220916125) - HURST-EULESS-BEDFORD ISD - TARRANT COUNTY

	State	District	Campus	African American	Hispanic	White	American Indian	Asian	Pacific Islander	Two or More Races	Special Ed	Econ Disadv	EB/EL
Attendance Rate													
2021-22	92.2%	94.2%	96.5%	96.6%	96.2%	96.6%	-	96.7%	*	96.3%	96.6%	96.3%	96.5%
2020-21	95.0%	97.4%	98.3%	98.2%	97.9%	98.3%	-	99.0%	*	98.4%	97.7%	97.5%	98.0%
Chronic Absenteeism													
2021-22	25.7%	16.9%	3.6%	6.2%	0.0%	1.6%	-	5.6%	*	5.6%	4.1%	6.1%	5.6%
2020-21	15.0%	6.8%	1.9%	6.5%	2.7%	0.0%	-	0.0%	*	0.0%	4.3%	8.9%	0.0%
Annual Dropout Rate (Gr 7-8)													
2021-22	0.7%	0.3%	-	-	-	-	-	-	-	-	-	-	-
2020-21	0.9%	0.2%	-	-	-	-	-	-	-	-	-	-	-
Annual Dropout Rate (Gr 9-12)													
2021-22	2.2%	0.6%	-	-	-	-	-	-	-	-	-	-	-
2020-21	2.4%	0.5%	-	-	-	-	-	-	-	-	-	-	-

(4-Year)Tj ET BT /TT3 9.09 Tf 137.37 332.2 Td (ongitu332.2 Td (4-Year)Tj ET BT /TT3 9.09 Tf 137.37 332.2 Td (ongitu332.2 Td (4-Year)

2020-21 2020-21

2020-21 2020-21 2020-21 2020-21 2020-21




Texas Education Agency
 2022-23 Attendance, Graduation, and Dropout Rates (TAPR)
 VIRIDIAN EL (220916125) - HURST-EULESS-BEDFORD ISD - TARRANT COUNTY

	State	District	Campus	African American	Hispanic	White	American Indian	Asian	Pacific Islander	Two or More Races	Special Ed	Econ Disadv	EB/EL
Class of 2022	84.3%	88.0%	-	-	-	-	-	-	-	-	-	-	-



Texas Education Agency
2022-23 Graduation Profile (TAPR)



There is no data for this campus.

There is no data for this campus.

Texas Education Agency
2022-23 Student Information (TAPR)
VIRIDIAN EL (220916125) - HURST-EULESS-BEDFORD ISD - TARRANT COUNTY

	Membership			Enrollment		
	Campus			Campus		



Special Education
 Rates---

Campus	District	State
0.0%	5.5%	4.5%
0.0%	4.9%	3.6%
0.0%	2.2%	2.0%
0.0%	1.8%	0.9%
0.0%	0.0%	0.5%
0.0%	0.8%	0.4%
0.0%	0.4%	0.4%
-	0.0%	0.5%
-	1.0%	0.5%
-	2.7%	12.6%

and Subject
 ty records):

Class Size
 Information

District State

Elementary:

21.4 19.8

Texas Education Agency
2022-23 Staff Information (TAPR)
VIRIDIAN EL (220916125) - HURST-EULESS-BEDFORD ISD - TARRANT COUNTY

- Indicates there is no data for the item.
- * Indicates results are masked due to small numbers.
- ** When only one student disability or assessment group is masked, then the second smallest student disability or assessment group is masked regardless of size.
- n/a Indicates data reporting is not applicable for this group.
- ? Indicates that the data for this item were statistically improbable or were reported outside a reasonable range.

Link to: [PEIMS Financial Standard Reports 2021-22 Financial Actual Report](#)

(To open link in a new window, press the "Ctrl" key and click on the link.)